

### ABOUT ASER 2017 'Beyond Basics'

Since 2005, ASER has highlighted the fact that although almost all children are enrolled in school, many are not acquiring foundational skills like reading and basic arithmetic that can help them progress in school and in life.

In 2017, ASER focuses on an older age group, youth who are 14 to 18 years old and have moved just beyond the elementary school age. The report looks 'beyond basics' and explores a wider set of domains beyond foundational reading and arithmetic.

The survey was conducted with 1,158 youth in 962 households in 60 villages.

#### State indicators

- Total population: 104,099,452
- % Rural population: 88.7%
- % Urban population: 11.3%
- Literacy rate: 61.8%

#### District indicators

- District population as % of state: 4.6%
- % Rural population: 90.1%
- % Urban population: 9.9%
- Literacy rate: 63.4%

Source: Census 2011



### ACTIVITY

#### ENROLLMENT: Youth age 14-18

**Table 1:** Distribution of youth by age and enrollment status (%)

| Age             | Enrolled in Std XII or below | UG* or other | Not enrolled | Total |
|-----------------|------------------------------|--------------|--------------|-------|
| 14-18 All youth | 87.5                         | 2.2          | 10.3         | 100   |
| 14-18 Male      | 88.5                         | 1.4          | 10.1         | 100   |
| 14-18 Female    | 86.7                         | 2.9          | 10.5         | 100   |
| 14-16 All youth | 93.6                         | 0.0          | 6.4          | 100   |
| 14-16 Male      | 95.7                         | 0.0          | 4.3          | 100   |
| 14-16 Female    | 91.7                         | 0.0          | 8.3          | 100   |
| 17-18 All youth | 75.9                         | 6.4          | 17.7         | 100   |
| 17-18 Male      | 75.6                         | 4.0          | 20.4         | 100   |
| 17-18 Female    | 76.3                         | 8.7          | 15.0         | 100   |

\*UG= Undergraduate

**Table 2:** % Youth by enrollment status, years of schooling completed and gender

| Enrollment status             | Years of schooling completed | All youth | Male | Female |
|-------------------------------|------------------------------|-----------|------|--------|
| Enrolled in school or college | 8 or more years              | 69.1      | 69.9 | 68.4   |
|                               | Less than 8 years            | 20.7      | 20.1 | 21.2   |
| Not enrolled                  | 8 or more years              | 5.9       | 5.7  | 6.1    |
|                               | Less than 8 years            | 4.3       | 4.3  | 4.2    |
| Total                         |                              | 100       | 100  | 100    |

#### VOCATIONAL TRAINING AND OTHER COURSES: Youth age 14-18

Questions about vocational training and work were asked to all youth, regardless of enrollment status.

**Table 3:** % Youth taking vocational training or other courses, by age

| Age       | Taking vocational training or other courses | Not taking vocational training or other courses | Total |
|-----------|---|---|-------|
| 14-16     | 4.2   | 95.9  | 100   |
| 17-18     | 9.1   | 90.9  | 100   |
| All youth | 5.8   | 94.2  | 100   |

#### WORK INFORMATION: Youth age 14-18

**Table 4:** % Youth who worked for 15 or more days in the last month, excluding household work, by age

| Age       | Worked for 15 or more days in the last month | Did not work for 15 or more days in the last month | Total |
|-----------|--|--|-------|
| 14-16     | 51.7   | 48.3   | 100   |
| 17-18     | 53.8   | 46.2   | 100   |
| All youth | 52.4   | 47.6   | 100   |

### AWARENESS

**Table 5:** Digital use by youth age 14-18, by gender (% youth)

|          | Frequency of usage | All youth | Male | Female |
|----------|--------------------|-----------|------|--------|
| Mobile   | Last week          | 84.2      | 87.0 | 81.8   |
|          | Never              | 8.6       | 5.6  | 11.2   |
| Internet | Last week          | 26.3      | 39.2 | 14.9   |
|          | Never              | 67.5      | 53.8 | 79.7   |
| Computer | Last week          | 20.4      | 28.9 | 12.9   |
|          | Never              | 72.7      | 63.3 | 81.0   |

**Table 6:** Financial participation of youth age 14-18, by gender (% youth)

|                                | All youth | Male | Female |
|--------------------------------|-----------|------|--------|
| Have their own bank account    | 80.3      | 80.1 | 80.5   |
| Have deposited/withdrawn money | 55.4      | 61.8 | 49.8   |
| Have used an ATM               | 17.0      | 21.8 | 12.8   |
| Have used internet banking     | 5.4       | 8.8  | 2.4    |

### BASIC ASER READING, ARITHMETIC AND ENGLISH: Youth age 14-18

**Table 7:** Youth at different learning levels, by gender. % Youth who can at least do the following tasks:

| Basic ASER level         | All youth | Male | Female |
|--------------------------|-----------|------|--------|
| Read a Std II level text | 77.8      | 80.9 | 75.1   |
| Do a division problem    | 65.6      | 72.9 | 59.2   |
| Read English sentences   | 55.9      | 62.3 | 50.4   |

#### ASER TOOL

| Std II level text   | Division  | English sentences  |
|---|---|--|
| <p>विमला और अजय मेला देखने गए। उन्हें मेले में तरह-तरह की दुकानें दिखीं। मेले में बहुत झूले थे। वहाँ गरम-गरम हलवा और जलेबियाँ भी बिक रही थीं। जलेबी देखकर दोनों के मुँह में पानी आने लगा। उन्हें जलेबी खाने का मन करने लगा। विमला ने जलेबी खरीदी। दोनों ने मिलकर जलेबी खाई। शाम को दोनों घर लौट आए।</p> | <p>4) 591 )</p> <p>7) 872 )</p> <p>6) 759 )</p> <p>8) 986 )</p> | <p><b>What is the <u>time</u>?</b></p> <p><b>This is a <u>large house</u>.</b></p> <p><b>I <u>like to read</u>.</b></p> <p><b>She has <u>many books</u>.</b></p> |

### DAILY TASKS: Youth age 14-18

**Table 8:** % Youth who can do daily tasks, by gender

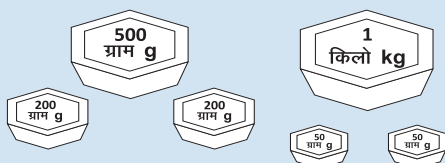
| Task                            | All youth | Male | Female |
|---------------------------------|-----------|------|--------|
| Counting money                  | 82.5      | 90.0 | 76.0   |
| Adding weights                  | 66.3      | 78.6 | 55.6   |
| Telling time (hour)             | 74.8      | 81.4 | 69.1   |
| Telling time (hour and minutes) | 56.6      | 73.0 | 42.2   |

#### COUNTING MONEY




What is the total amount of money shown in this picture?

#### ADDING WEIGHTS



What is the total weight shown in this picture? Add and give the answer in kilograms.

#### TELLING TIME



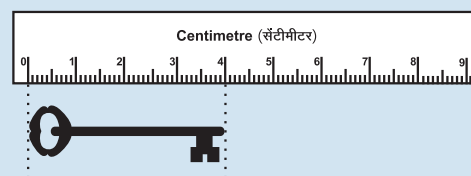
What is the time shown on these clocks?

### COMMON CALCULATIONS: Youth age 14-18

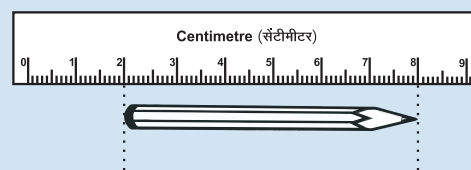
**Table 9:** % Youth who can do common calculations, by gender

| Task                    | All youth | Male | Female |
|-------------------------|-----------|------|--------|
| Measuring length (easy) | 84.8      | 89.5 | 80.6   |
| Measuring length (hard) | 44.5      | 52.9 | 37.1   |
| Applying unitary method | 56.2      | 67.7 | 46.1   |
| Calculating time        | 44.5      | 55.2 | 35.1   |

### MEASURING LENGTH



What is the length of the key? (easy)




What is the length of the pencil? (hard)

### APPLYING UNITARY METHOD



If 3 chlorine tablets are needed to purify 15 litres of water, how many chlorine tablets are needed to purify 35 litres of water?

### CALCULATING TIME



How many hours did this girl sleep?

### READING AND UNDERSTANDING WRITTEN INSTRUCTIONS: Youth age 14-18

**Table 10:** % Youth who can read and understand written instructions, by gender

|  | All youth | Male | Female |
|--|-----------|------|--------|
| Can read and understand at least 3 out of 4 instructions | 50.2      | 55.3 | 45.8   |
| Cannot read and understand even 3 out of 4 instructions  | 49.8      | 44.8 | 54.2   |
| Total  | 100       | 100  | 100    |

After reading, youth were asked the following 4 questions:

- How many packets of O.R.S. should be added to 2 litres of water?
- Within how many hours should the prepared solution of O.R.S. be consumed?
- How many litres of O.R.S. can be given to a 21-year old within a span of 24 hours?
- Based on the information given, can this packet of O.R.S. be consumed in December 2018?

All youth were asked to read the instructions given on the O.R.S. packet shown below:

## ओ.आर.एस.

(जीवन रक्षक घोल)

**ओ.आर.एस. घोल तैयार करने की विधि**

साफ बर्तन में 1 लीटर पानी उबालें और उसे ठंडा कर लें।

ठंडे पानी में 1 पैकेट पूरा ओ.आर.एस. डाल दें।

इसे अच्छी तरह मिला लें।

यह घोल बच्चे को पिलाएँ।

ओ.आर.एस. के घोल की मात्रा उम्र और दस्त की गंभीरता को देखते हुए दें।  
 बच्चे : 1 से 2 लीटर घोल को 24 घंटे के अन्दर पिलाएँ।  
 युवा : 2 से 4 लीटर घोल को 24 घंटे के अन्दर पिलाएँ।  
**इस इलाज को दस्त ठीक होने तक जारी रखें।**

**सबैत:**

- बना हुआ घोल द्रुक्कर रखें एवं 24 घंटे के अन्दर ही इस्तेमाल करें।
- बचा हुआ घोल फेंक दें।

इस पैकेट को सूखी जगह में ही रखें।  
 मूल्य : 19 रुपये  
 उत्पादन की तारीख : मार्च 2015  
 समाप्ति की तारीख : मार्च 2018


### FINANCIAL CALCULATIONS: Youth age 14-18

These tasks were administered only to youth who were at subtraction or division level on the ASER arithmetic assessment.

**Table 11:** % Youth who can do financial calculations, by gender


| Task                       | All youth | Male | Female |
|----------------------------|-----------|------|--------|
| Managing a budget          | 63.2      | 67.2 | 59.3   |
| Taking a purchase decision | 68.3      | 73.0 | 63.5   |
| Applying a discount        | 44.2      | 54.4 | 34.0   |
| Calculating repayment      | 19.1      | 23.2 | 15.0   |

#### MANAGING A BUDGET



You need to buy 3 different items for Rs 50. Which items can you buy?

#### TAKING A PURCHASE DECISION



From which shop will you buy all 5 books and for how much?

#### APPLYING A DISCOUNT



The price of this T-shirt is shown here. It is available at a discount of 10%. How much money would you need to buy this T-shirt?

#### CALCULATING REPAYMENT

| बैंक का नाम  | लोन (ऋण) पर व्याज दर |
|--------------|----------------------|
| लक्ष्मी बैंक | 11% प्रतिवर्ष        |
| लेना बैंक    | 12% प्रतिवर्ष        |
| राशि बैंक    | 13% प्रतिवर्ष        |

लोन की रकम = 20,000 रुपये

Which bank to take a loan from? How much to repay at the end of one year for a loan of Rs. 20,000?

### MAP AND GENERAL KNOWLEDGE: Youth age 14-18

**Table 12:** % Youth who can do map and general knowledge tasks, by gender

| Task                                 | All youth | Male | Female |
|--------------------------------------|-----------|------|--------|
| Recognizing the map of India         | 82.1      | 85.9 | 78.7   |
| Naming India's capital               | 72.8      | 76.9 | 69.2   |
| Naming their own state               | 88.3      | 90.4 | 86.4   |
| Identifying their own state on a map | 17.0      | 22.0 | 12.6   |

A map of India was shown to all youth and they were asked the following questions:

- "This is a map of which country?"
- "What is the name of the capital of the country?"
- "Which state do you live in?"
- "Can you point to your state on the map?"

