

ABOUT ASER 2017 'Beyond Basics'

Since 2005, ASER has highlighted the fact that although almost all children are enrolled in school, many are not acquiring foundational skills like reading and basic arithmetic that can help them progress in school and in life.

In 2017, ASER focuses on an older age group, youth who are 14 to 18 years old and have moved just beyond the elementary school age. The report looks 'beyond basics' and explores a wider set of domains beyond foundational reading and arithmetic.

Survey was conducted with 1,044 youth in 925 households in 60 villages.

State indicators

- Total population: 72,147,030
- % Rural population: 51.6%
- % Urban population: 48.4%
- Literacy rate: 80.1%

District indicators

- District population as % of state: 4.2%
- % Rural population: 39.2%
- % Urban population: 60.8%
- Literacy rate: 83.5%

Source: Census 2011



ACTIVITY

ENROLLMENT: Youth age 14-18

Table 1: Distribution of youth by age and enrollment status (%)

Age	Enrolled in Std XII or below	UG* or other	Not enrolled	Total
14-18 All youth	74.7	16.3	8.9	100
14-18 Male	73.2	15.2	11.6	100
14-18 Female	76.2	17.3	6.5	100
14-16 All youth	94.5	1.5	4.0	100
14-16 Male	92.8	1.8	5.4	100
14-16 Female	95.9	1.2	2.9	100
17-18 All youth	41.8	41.1	17.1	100
17-18 Male	42.6	36.1	21.3	100
17-18 Female	41.0	46.0	13.0	100

*UG= Undergraduate

Table 2: % Youth by enrollment status, years of schooling completed and gender

Enrollment status	Years of schooling completed	All youth	Male	Female
Enrolled in school or college	8 or more years	86.8	83.4	89.9
	Less than 8 years	4.3	5.0	3.8
Not enrolled	8 or more years	7.6	9.8	5.7
	Less than 8 years	1.2	1.9	0.7
Total		100	100	100

VOCATIONAL TRAINING AND OTHER COURSES: Youth age 14-18

Questions about vocational training and work were asked to all youth, regardless of enrollment status.

Table 3: % Youth taking vocational training or other courses, by age

Age	Taking vocational training or other courses	Not taking vocational training or other courses	Total
14-16	2.6	97.4	100
17-18	5.9	94.1	100
All youth	3.9	96.2	100

WORK INFORMATION: Youth age 14-18

Table 4: % Youth who worked for 15 or more days in the last month, excluding household work, by age

Age	Worked for 15 or more days in the last month	Did not work for 15 or more days in the last month	Total
14-16	12.4	87.6	100
17-18	21.6	78.4	100
All youth	15.8	84.2	100

AWARENESS

Table 5: Digital use by youth age 14-18, by gender (% youth)

	Frequency of usage	All youth	Male	Female
Mobile	Last week	95.3	97.2	93.5
	Never	3.5	1.6	5.3
Internet	Last week	34.7	47.5	23.2
	Never	59.6	45.2	72.6
Computer	Last week	63.0	68.7	58.0
	Never	27.1	20.6	32.9

Table 6: Financial participation of youth age 14-18, by gender (% youth)

	All youth	Male	Female
Have their own bank account	82.2	79.2	85.0
Have deposited/withdrawn money	60.0	64.7	55.7
Have used an ATM	41.2	55.3	28.6
Have used internet banking	6.3	8.7	4.2

BASIC ASER READING, ARITHMETIC AND ENGLISH: Youth age 14-18

Table 7: Youth at different learning levels, by gender. % Youth who can at least do the following tasks:

Basic ASER level	All youth	Male	Female
Read a Std II level text	83.7	77.7	89.2
Do a division problem	47.0	41.2	52.1
Read English sentences	74.6	70.1	78.7

ASER TOOL

Std II level text	Division	English sentences
<p>தேவி ஒரு அழகான நாய் குட்டியை தெருவில் பார்த்தாள். அதற்கு ராமு என்று பெயர் வைத்தாள். அதை விட்டிற்குக் கொண்டு வந்தாள். ராமுவை மறைத்து வைத்தாள். அம்மா தேவிக்கு குடிக்க பால் கொடுத்தார். அதை அவள் ராமுவுக்குக் கொடுத்தாள். பாலைக் குடித்து விட்டு ராமு குரைக்க ஆரம்பித்தது. அதைக் கேட்ட அம்மா அறைக்குள் சென்றார். ராமுவைப் பார்த்தவுடன் அம்மாவிற்கு கோபம் வந்தது. ஆனால் ராமு அம்மாவின் காலை கற்றி வந்தது. அம்மாவின் கோபம் தணிந்தது. அம்மாவிற்கும் ராமுவை பிடித்துப் போனது.</p>	<p>4) 591</p> <p>7) 872</p> <p>6) 759</p> <p>8) 986</p>	<p>What is the time?</p> <p>This is a large house.</p> <p>I like to read.</p> <p>She has many books.</p>

DAILY TASKS: Youth age 14-18

Table 8: % Youth who can do daily tasks, by gender

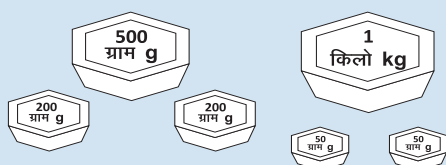
Task	All youth	Male	Female
Counting money	88.7	91.2	86.5
Adding weights	57.0	63.0	51.6
Telling time (hour)	90.3	88.5	92.0
Telling time (hour and minutes)	67.2	66.7	67.7

COUNTING MONEY




What is the total amount of money shown in this picture?

ADDING WEIGHTS



What is the total weight shown in this picture? Add and give the answer in kilograms.

TELLING TIME



What is the time shown on these clocks?

COMMON CALCULATIONS: Youth age 14-18

Table 9: % Youth who can do common calculations, by gender

Task	All youth	Male	Female
Measuring length (easy)	94.9	95.8	94.0
Measuring length (hard)	45.9	54.3	38.4
Applying unitary method	57.0	62.7	51.9
Calculating time	46.9	48.7	45.4

MEASURING LENGTH




What is the length of the key? (easy)




What is the length of the pencil? (hard)

APPLYING UNITARY METHOD



If 3 chlorine tablets are needed to purify 15 litres of water, how many chlorine tablets are needed to purify 35 litres of water?

CALCULATING TIME



How many hours did this girl sleep?

READING AND UNDERSTANDING WRITTEN INSTRUCTIONS: Youth age 14-18

Table 10: % Youth who can read and understand written instructions, by gender

	All youth	Male	Female
Can read and understand at least 3 out of 4 instructions	72.0	70.2	73.7
Cannot read and understand even 3 out of 4 instructions	28.0	29.8	26.3
Total	100	100	100

After reading, youth were asked the following 4 questions:

- How many packets of O.R.S. should be added to 2 litres of water?
- Within how many hours should the prepared solution of O.R.S. be consumed?
- How many litres of O.R.S. can be given to a 21-year old within a span of 24 hours?
- Based on the information given, can this packet of O.R.S. be consumed in December 2018?

All youth were asked to read the instructions given on the O.R.S. packet shown below:

O.R.S.

(வாழ்வைக் காக்கும் கரைசல்)

உப்புச்சர்க்கரைக் கரைசல் (O.R.S.) தயாரிக்கும் வழிமுறைகள்

நன்கு கழுவி பாத்ரீர்த்தில் 1 லிட்டர் தண்ணீரைக் கொடுக்க வைத்து பின் ஆறு வைக்கவும்.

ஆறு வைக்கப்பட்ட தீரில் 1 முழு பாக்டெட் O.R.S. ஐ்ஜ் கலக்கவும்.

நன்றாக கலக்கவும்.

உப்புச்சர்க்கரைக் கரைசலை குடிநீரைக்கு கொடுக்கவும்.

உப்புச்சர்க்கரைக் கரைசல் உட்கொள்ளும் அளவு உடலின் வறட்சியின் தீவிரத்தைப் பொறுத்தது.

அடிக்க: 24 மணி நேரத்திற்குள் 1-2 லிட்டர் கரைசலை உட்கொள்ள வேண்டும்.
கவனம்: 24 மணி நேரத்திற்குள் 2-4 லிட்டர் கரைசலை உட்கொள்ள வேண்டும்.

உடலின் வறட்சி நிவரணம் வரை இந்த சிகிச்சையை தொடரவும்.

கவனத்திற்கு:

- O.R.S. கரைசல் தயாரிக்கப்பட்ட பின் 24 மணிநேரம் வரை மட்டுமே பயன்படுத்தவும்.
- மீதமுள்ள கரைசலை பயன்படுத்தக் கூடாது.

ஆந்திரப் பிரதேசம் மத்திய மருத்துவ அமைச்சு, சென்னை.
 விலை ரூ : 19
 தயாரிக்கப்பட்ட தேதி : மார்ச் 2017
 காலைத்தயாரும் தேதி : மார்ச் 2018


FINANCIAL CALCULATIONS: Youth age 14-18

These tasks were administered only to youth who were at subtraction or division level on the ASER arithmetic assessment.

Table 11: % Youth who can do financial calculations, by gender

Task	All youth	Male	Female
Managing a budget	79.8	81.1	78.7
Taking a purchase decision	71.4	74.5	68.9
Applying a discount	37.6	45.0	31.8
Calculating repayment	16.3	19.2	14.0

MANAGING A BUDGET



You need to buy 3 different items for Rs 50. Which items can you buy?

TAKING A PURCHASE DECISION



From which shop will you buy all 5 books and for how much?

APPLYING A DISCOUNT



The price of this T-shirt is shown here. It is available at a discount of 10%. How much money would you need to buy this T-shirt?

CALCULATING REPAYMENT

வங்கியின் பெயர்	வட்டியிந்தம்
வடகம் வங்கி	11% ஒரு வருடத்திற்கு
வேலூர் வங்கி	12% ஒரு வருடத்திற்கு
இராசி வங்கி	13% ஒரு வருடத்திற்கு

கடன் தொகை = ரூ. 20,000

Which bank to take a loan from? How much to repay at the end of one year for a loan of Rs. 20,000?

MAP AND GENERAL KNOWLEDGE: Youth age 14-18

Table 12: % Youth who can do map and general knowledge tasks, by gender

Task	All youth	Male	Female
Recognizing the map of India	93.8	94.9	92.8
Naming India's capital	68.9	69.7	68.2
Naming their own state	79.0	81.1	77.2
Identifying their own state on a map	58.8	66.1	52.2



A map of India was shown to all youth and they were asked the following questions:

- "This is a map of which country?"
- "What is the name of the capital of the country?"
- "Which state do you live in?"
- "Can you point to your state on the map?"