

# SCHOOL REPORT CARD: PHYSICAL EDUCATION

From the ANNUAL STATUS OF EDUCATION REPORT 2022



## India RURAL

ANALYSIS BASED ON DATA FROM HOUSEHOLD. 616 DISTRICTS

### School observations (Physical education)

In each sampled village, the largest government school with primary sections is visited on the day of the survey. Information about schools in this report is based on these visits.

#### About ASER

The Annual Status of Education Report (ASER) is a household survey of children's schooling status and their ability to do basic reading and arithmetic tasks. It has been facilitated by Pratham every year from 2005-2014, and again in 2016 and 2018. ASER is carried out by volunteers from a local organisation in each district.

ASER 2022 reached 616 districts, 19,060 villages, 374,554 households and 699,597 children. 591 partners and 27,536 volunteers participated in this effort.

Samagra Shiksha Abhiyan, an overarching programme for the school education sector from pre-school to std XII, was announced in the 2018 union budget.

Samagra Shiksha includes, for the first time, a provision for an annual grant for sports equipment in the schools.\* Every Government school will receive sports grant of Rs. 5,000 for Primary Schools, Rs. 10,000 for upper primary schools and up to Rs. 25,000 for secondary and senior secondary schools for procuring sports equipment for indoor and outdoor games.

#### Currently the major objectives of the sports grant in schools:

- To help students to reach fitness goals and maintain a healthy life through physical activity and sports participation of students in school.
- Encouraging and developing student's physical abilities and providing sufficient opportunities for students to develop individual abilities.
- Encouraging the development of team spirit among students by bringing individuals from a variety of social and economic background together in a shared interest.
- Developing good attitudes of pride, sportsmanship, and ethical behavior in students.
- Developing and maintaining good relationships between students.
- Providing value-based sports programs focused on good character.
- Improvement of psychological health in students.
- Providing opportunities for the development of valued capabilities and competencies, and developing social networks and community cohesion.

**Table 1: Number of schools visited 2018 and 2022**

	2018	2022
Primary schools (Std I-IV/V)	9180	9577
Upper primary schools (Std I-VII/VIII)	6818	7425
Total schools visited	15998	17002

**Table 2: Physical education facilities in primary schools (I-IV/V) 2018 and 2022**

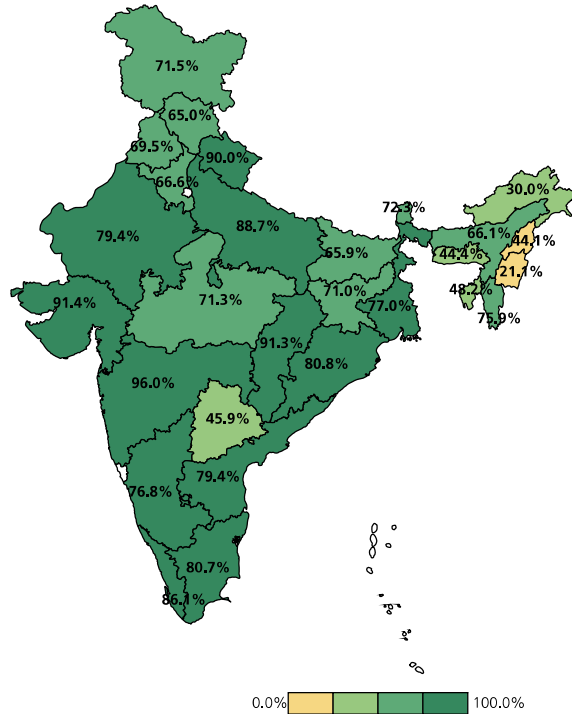
% Schools with	2018	2022
Weekly time allotted to Physical education for every class.		74.5
Separate physical education teacher	5.8	4.3
Playground inside the school premises	64.2	66.6
Availability of any sports equipment	55.8	80.5

**Table 3: Physical education facilities in upper primary schools (I-VII/VIII) 2018 and 2022**

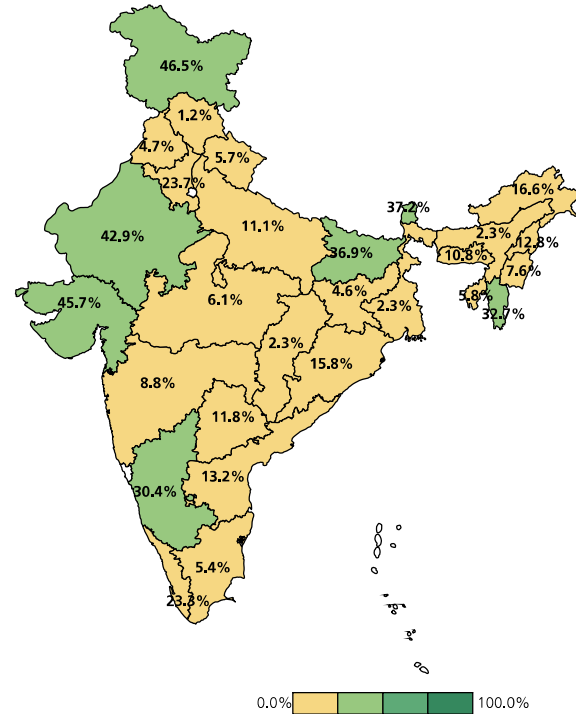
% Schools with	2018	2022
Weekly time allotted to Physical education for every class.		79.2
Separate physical education teacher	30.8	31.3
Playground inside the school premises	69.6	71.8
Availability of any sports equipment	71.5	82.7

## Performance of states: physical education facilities in All schools 2022

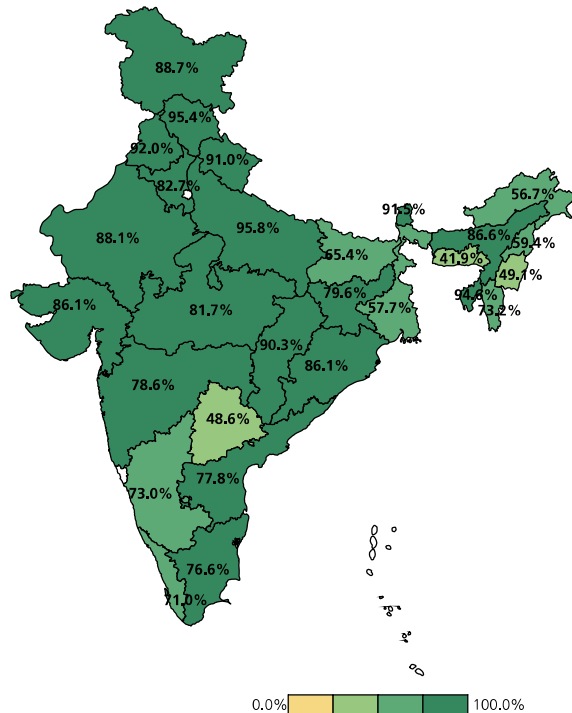
**Chart 1: % Schools with Weekly time allotted to Physical education for every class.**



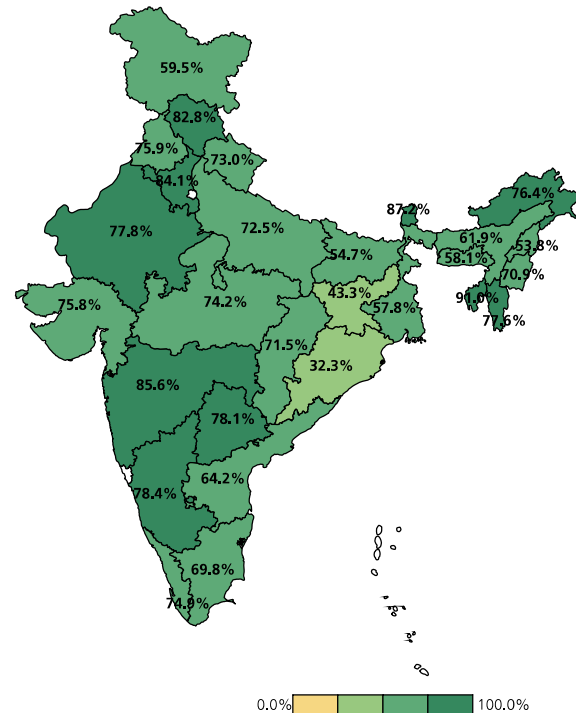
**Chart 2: % Schools with a separate physical education teacher**



**Chart 3: % Schools with any sports equipment available**



**Chart 4: % Schools with a playground inside the school premises**



- Information on attendance based on data collected from government schools.
- Union Territory pages for Dadra and Nagar Haveli, Daman and Diu and Puducherry have not been presented in this report due to insufficient sample size.
- Andhra Pradesh was bifurcated into Telangana and Andhra Pradesh in 2014. As a result, the sample frames of Census 2011 do not have the new state divisions. Of the 22 districts in undivided Andhra Pradesh, 9 rural districts are located in Telangana and the remaining 13 districts are located in Andhra Pradesh, ASER estimates for the two states are based on this separation of districts.
- Estimates for the Union Territories of Ladakh and Jammu and Kashmir have been presented in a combined form for comparability with ASER estimates of previous years.
- ASER 2022 was unable to reach Goa, as well as some districts of Jammu and Kashmir, Haryana, Arunachal Pradesh, Nagaland and Meghalaya due to logistical constraints and/or security concerns.
- Maps may not be accurate or to scale. These are mere representations.