

ABOUT ASER 2017 'Beyond Basics'

Since 2005, ASER has highlighted the fact that although almost all children are enrolled in school, many are not acquiring foundational skills like reading and basic arithmetic that can help them progress in school and in life.

In 2017, ASER focuses on an older age group, youth who are 14 to 18 years old and have moved just beyond the elementary school age. The report looks 'beyond basics' and explores a wider set of domains beyond foundational reading and arithmetic.

The survey was conducted with 986 youth in 905 households in 44 villages.

State indicators

- Total population: 2,855,794
- % Rural population: 70.8%
- % Urban population: 29.2%
- Literacy rate: 76.9%

District indicators

- District population as % of state: 8.3%
- % Rural population: 63.1%
- % Urban population: 36.9%
- Literacy rate: 75.9%

Source: Census 2011



ACTIVITY

ENROLLMENT: Youth age 14-18

Table 1: Distribution of youth by age and enrollment status (%)

Age	Enrolled in Std XII or below	UG* or other	Not enrolled	Total
14-18 All youth	86.6	6.0	7.5	100
14-18 Male	89.6	6.7	3.7	100
14-18 Female	83.4	5.2	11.4	100
14-16 All youth	95.9	0.0	4.1	100
14-16 Male	96.6	0.0	3.4	100
14-16 Female	95.1	0.0	4.9	100
17-18 All youth	66.7	18.7	14.6	100
17-18 Male	75.2	20.3	4.5	100
17-18 Female	56.5	17.2	26.3	100

*UG= Undergraduate

Table 2: % Youth by enrollment status, years of schooling completed and gender

Enrollment status	Years of schooling completed	All youth	Male	Female
Enrolled in school or college	8 or more years	64.8	68.2	61.2
	Less than 8 years	27.7	28.1	27.4
Not enrolled	8 or more years	3.9	1.8	6.1
	Less than 8 years	3.6	1.9	5.3
Total		100	100	100

VOCATIONAL TRAINING AND OTHER COURSES: Youth age 14-18

Questions about vocational training and work were asked to all youth, regardless of enrollment status.

Table 3: % Youth taking vocational training or other courses, by age

Age	Taking vocational training or other courses	Not taking vocational training or other courses	Total
14-16	2.4	97.6	100
17-18	5.9	94.2	100
All youth	3.5	96.5	100

WORK INFORMATION: Youth age 14-18

Table 4: % Youth who worked for 15 or more days in the last month, excluding household work, by age

Age	Worked for 15 or more days in the last month	Did not work for 15 or more days in the last month	Total
14-16	42.0	58.0	100
17-18	51.7	48.3	100
All youth	45.1	54.9	100

AWARENESS

Table 5: Digital use by youth age 14-18, by gender (% youth)

	Frequency of usage	All youth	Male	Female
Mobile	Last week	52.7	59.2	45.9
	Never	36.1	30.9	41.6
Internet	Last week	34.9	44.8	24.5
	Never	58.6	49.5	68.2
Computer	Last week	21.0	24.4	17.5
	Never	67.4	63.1	71.9

Table 6: Financial participation of youth age 14-18, by gender (% youth)

	All youth	Male	Female
Have their own bank account	33.7	36.9	30.3
Have deposited/withdrawn money	25.3	29.2	21.3
Have used an ATM	18.7	21.1	16.2
Have used internet banking	6.5	8.1	4.7

BASIC ASER READING, ARITHMETIC AND ENGLISH: Youth age 14-18

Table 7: Youth at different learning levels, by gender. % Youth who can at least do the following tasks:

Basic ASER level	All youth	Male	Female
Read a Std II level text	64.3	65.0	63.6
Do a division problem	42.8	47.9	37.5
Read English sentences	76.7	77.7	75.7

ASER TOOL

Std II level text	Division	English sentences
Amol had a cycle. It was small and red. It had two big wheels and a bell. One day while riding his cycle he fell down. He saw that one wheel of his cycle was broken. Amol went back home. His father fixed his cycle. Amol is very happy. Now he rides his cycle every day.	$\begin{array}{r} 4 \overline{)591} \\ \underline{40} \\ 191 \\ \underline{156} \\ 35 \end{array}$ $\begin{array}{r} 7 \overline{)872} \\ \underline{56} \\ 312 \\ \underline{218} \\ 94 \end{array}$ $\begin{array}{r} 6 \overline{)759} \\ \underline{36} \\ 399 \\ \underline{360} \\ 39 \end{array}$ $\begin{array}{r} 8 \overline{)986} \\ \underline{64} \\ 346 \\ \underline{272} \\ 74 \end{array}$	<p>What is the <u>time</u>?</p> <p>This is a <u>large house</u>.</p> <p>I <u>like to read</u>.</p> <p>She has <u>many books</u>.</p>

DAILY TASKS: Youth age 14-18

Table 8: % Youth who can do daily tasks, by gender

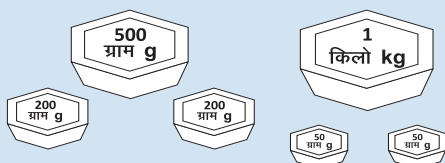
Task	All youth	Male	Female
Counting money	83.6	85.6	81.5
Adding weights	51.0	59.6	41.9
Telling time (hour)	91.4	92.6	90.1
Telling time (hour and minutes)	58.9	67.3	49.9

COUNTING MONEY




What is the total amount of money shown in this picture?

ADDING WEIGHTS



What is the total weight shown in this picture? Add and give the answer in kilograms.

TELLING TIME



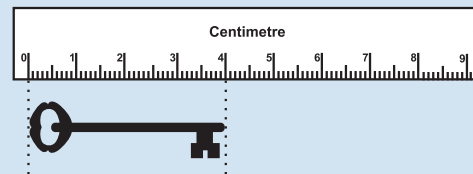
What is the time shown on these clocks?

COMMON CALCULATIONS: Youth age 14-18

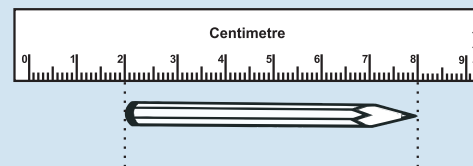
Table 9: % Youth who can do common calculations, by gender

Task	All youth	Male	Female
Measuring length (easy)	89.8	92.5	86.9
Measuring length (hard)	50.1	59.9	39.6
Applying unitary method	38.0	44.5	31.1
Calculating time	34.5	37.0	31.8

MEASURING LENGTH

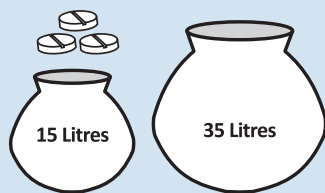


What is the length of the key? (easy)




What is the length of the pencil? (hard)

APPLYING UNITARY METHOD



If 3 chlorine tablets are needed to purify 15 litres of water, how many chlorine tablets are needed to purify 35 litres of water?

CALCULATING TIME



How many hours did this girl sleep?

READING AND UNDERSTANDING WRITTEN INSTRUCTIONS: Youth age 14-18

Table 10: % Youth who can read and understand written instructions, by gender

	All youth	Male	Female
Can read and understand at least 3 out of 4 instructions	47.2	52.0	42.1
Cannot read and understand even 3 out of 4 instructions	52.8	48.0	57.9
Total	100	100	100

After reading, youth were asked the following 4 questions:

- How many packets of O.R.S. should be added to 2 litres of water?
- Within how many hours should the prepared solution of O.R.S. be consumed?
- How many litres of O.R.S. can be given to a 21-year old within a span of 24 hours?
- Based on the information given, can this packet of O.R.S. be consumed in December 2018?

All youth were asked to read the instructions given on the O.R.S. packet shown below:

O.R.S.

(Life Saving Solution)

Method of preparation of O.R.S.

In a clean utensil, boil 1 litre of water and let it cool.

In the cool water add 1 full packet of O.R.S.

Mix it well.

Make the child drink the solution

The dosage of O.R.S. should depend on age and severity of dehydration.

Child: 1-2 litres of solution to be consumed within 24 hours
Youth: 2-4 litres of solution to be consumed within 24 hours

Continue the treatment till dehydration persists

Attention:

- The prepared solution must be kept covered and consumed within 24 hours
- Throw away the leftover solution

This packet should be stored in a cool and dry place.

Price: 19 Rupees
 Date of Manufacturing: March 2015
 Date of Expiry: March 2018

FINANCIAL CALCULATIONS: Youth age 14-18

These tasks were administered only to youth who were at subtraction or division level on the ASER arithmetic assessment.

Table 11: % Youth who can do financial calculations, by gender

Task	All youth	Male	Female
Managing a budget	69.4	76.5	61.5
Taking a purchase decision	53.4	58.0	48.4
Applying a discount	26.4	34.3	17.6
Calculating repayment	12.6	17.2	7.3

MANAGING A BUDGET



You need to buy 3 different items for Rs 50. Which items can you buy?

TAKING A PURCHASE DECISION

Shop 1	
Name of book	Price
Science	₹50
Maths	₹30
Hindi	₹30
English	₹10
History	₹40

Shop 2	
Name of book	Price
Science	Special Offer! Sale of 50% off! ₹25
Maths	₹30
Hindi	₹30
English	₹10
History	₹40

From which shop will you buy all 5 books and for how much?

APPLYING A DISCOUNT



The price of this T-shirt is shown here. It is available at a discount of 10%. How much money would you need to buy this T-shirt?

CALCULATING REPAYMENT

Rates of Interest offered by Banks	
Name of Bank	Interest Rate on loan
Laxmi Bank	11% per year
Lena Bank	12% per year
Rashi Bank	13% per year

Loan Amount = Rs. 20,000

Which bank to take a loan from? How much to repay at the end of one year for a loan of Rs. 20,000?

MAP AND GENERAL KNOWLEDGE: Youth age 14-18

Table 12: % Youth who can do map and general knowledge tasks, by gender

Task	All youth	Male	Female
Recognizing the map of India	91.2	94.5	87.6
Naming India's capital	72.2	81.3	62.4
Naming their own state	86.5	91.6	80.9
Identifying their own state on a map	67.5	75.6	58.7

A map of India was shown to all youth and they were asked the following questions:

- "This is a map of which country?"
- "What is the name of the capital of the country?"
- "Which state do you live in?"
- "Can you point to your state on the map?"

