

ABOUT ASER 2017 'Beyond Basics'

Since 2005, ASER has highlighted the fact that although almost all children are enrolled in school, many are not acquiring foundational skills like reading and basic arithmetic that can help them progress in school and in life.

In 2017, ASER focuses on an older age group, youth who are 14 to 18 years old and have moved just beyond the elementary school age. The report looks 'beyond basics' and explores a wider set of domains beyond foundational reading and arithmetic.

The survey was conducted with 1,133 youth in 946 households in 60 villages.

State indicators

- Total population: 112,374,333
- % Rural population: 54.8%
- % Urban population: 45.2%
- Literacy rate: 82.3%

District indicators

- District population as % of state: 4%
- % Rural population: 79.9%
- % Urban population: 20.1%
- Literacy rate: 79.1%

Source: Census 2011



ACTIVITY

ENROLLMENT: Youth age 14-18

Table 1: Distribution of youth by age and enrollment status (%)

Age	Enrolled in Std XII or below	UG* or other	Not enrolled	Total
14-18 All youth	90.7	5.0	4.3	100
14-18 Male	91.3	5.3	3.5	100
14-18 Female	90.1	4.6	5.3	100
14-16 All youth	96.3	0.7	3.0	100
14-16 Male	97.1	0.8	2.0	100
14-16 Female	95.3	0.6	4.1	100
17-18 All youth	80.6	12.7	6.7	100
17-18 Male	82.1	12.1	5.8	100
17-18 Female	78.4	13.5	8.2	100

*UG= Undergraduate

Table 2: % Youth by enrollment status, years of schooling completed and gender

Enrollment status	Years of schooling completed	All youth	Male	Female
Enrolled in school or college	8 or more years	85.4	85.9	84.8
	Less than 8 years	10.3	10.7	9.9
Not enrolled	8 or more years	2.8	2.1	3.7
	Less than 8 years	1.5	1.4	1.6
Total		100	100	100

VOCATIONAL TRAINING AND OTHER COURSES: Youth age 14-18

Questions about vocational training and work were asked to all youth, regardless of enrollment status.

Table 3: % Youth taking vocational training or other courses, by age

Age	Taking vocational training or other courses	Not taking vocational training or other courses	Total
14-16	4.3	95.7	100
17-18	9.3	90.7	100
All youth	6.1	93.9	100

WORK INFORMATION: Youth age 14-18

Table 4: % Youth who worked for 15 or more days in the last month, excluding household work, by age

Age	Worked for 15 or more days in the last month	Did not work for 15 or more days in the last month	Total
14-16	51.0	49.1	100
17-18	62.9	37.1	100
All youth	55.2	44.8	100

AWARENESS

Table 5: Digital use by youth age 14-18, by gender (% youth)

	Frequency of usage	All youth	Male	Female
Mobile	Last week	74.9	81.3	66.8
	Never	14.2	9.8	19.7
Internet	Last week	41.3	52.3	27.3
	Never	46.3	35.1	60.6
Computer	Last week	38.4	37.8	39.2
	Never	31.4	31.3	31.4

Table 6: Financial participation of youth age 14-18, by gender (% youth)

	All youth	Male	Female
Have their own bank account	54.4	51.7	57.9
Have deposited/withdrawn money	34.7	38.1	30.3
Have used an ATM	18.2	25.0	9.5
Have used internet banking	4.1	6.5	1.1

BASIC ASER READING, ARITHMETIC AND ENGLISH: Youth age 14-18

Table 7: Youth at different learning levels, by gender. % Youth who can at least do the following tasks:

Basic ASER level	All youth	Male	Female
Read a Std II level text	86.0	82.6	90.3
Do a division problem	34.0	31.5	37.0
Read English sentences	67.1	65.4	69.2

ASER TOOL

Std II level text	Division	English sentences
<p>मीरा शाळेतून घरी आली. ती घरात एकटीच होती. तिला करमत नव्हते. मग मीराने वाढदिवशी बाबांनी दिलेली बाहुली कपाटातून काढली. ती बाहुली घेऊन खेळायला लागली. थोड्या वेळाने राधा आली. तिने खाऊ आणला होता. मीराने वाढदिवशी मिळालेली बाहुली राधाला दाखविली. राधाला बाहुली खूपच आवडली. मीराने राधाला बाहुली देऊन टाकली. राधाने मीराला खाऊ दिला. दोघी खूपच खूप झाल्या, त्यांनी एकमेकींना टाळ्या दिल्या. टाळ्या देता देता हसू लागल्या.</p>	<p>४) ५९९</p> <p>७) ८७२</p> <p>६) ७५९</p> <p>८) ९८६</p>	<p>What is the <u>time</u>?</p> <p>This is a <u>large</u> house.</p> <p>I <u>like</u> to read.</p> <p>She has <u>many</u> books.</p>

DAILY TASKS: Youth age 14-18

Table 8: % Youth who can do daily tasks, by gender

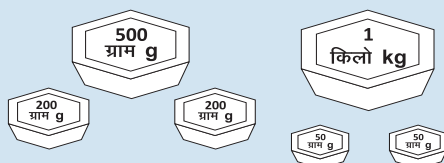
Task	All youth	Male	Female
Counting money	75.7	78.5	72.1
Adding weights	60.3	68.8	49.4
Telling time (hour)	87.9	86.9	89.2
Telling time (hour and minutes)	73.1	73.3	73.0

COUNTING MONEY




What is the total amount of money shown in this picture?

ADDING WEIGHTS



What is the total weight shown in this picture? Add and give the answer in kilograms.

TELLING TIME



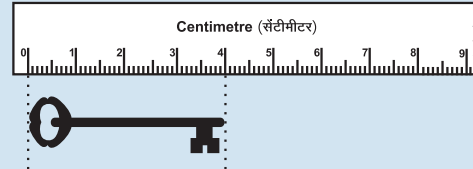
What is the time shown on these clocks?

COMMON CALCULATIONS: Youth age 14-18

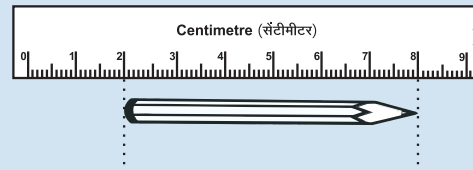
Table 9: % Youth who can do common calculations, by gender

Task	All youth	Male	Female
Measuring length (easy)	91.4	92.1	90.5
Measuring length (hard)	50.4	55.3	44.1
Applying unitary method	58.7	63.4	52.8
Calculating time	43.3	42.4	44.5

MEASURING LENGTH




What is the length of the key? (easy)




What is the length of the pencil? (hard)

APPLYING UNITARY METHOD



If 3 chlorine tablets are needed to purify 15 litres of water, how many chlorine tablets are needed to purify 35 litres of water?

CALCULATING TIME



How many hours did this girl sleep?

READING AND UNDERSTANDING WRITTEN INSTRUCTIONS: Youth age 14-18

Table 10: % Youth who can read and understand written instructions, by gender

	All youth	Male	Female
Can read and understand at least 3 out of 4 instructions	61.7	60.7	62.9
Cannot read and understand even 3 out of 4 instructions	38.3	39.3	37.1
Total	100	100	100

After reading, youth were asked the following 4 questions:

- How many packets of O.R.S. should be added to 2 litres of water?
- Within how many hours should the prepared solution of O.R.S. be consumed?
- How many litres of O.R.S. can be given to a 21-year old within a span of 24 hours?
- Based on the information given, can this packet of O.R.S. be consumed in December 2018?

All youth were asked to read the instructions given on the O.R.S. packet shown below:

ओ.आर.एस.

(जीवन रक्षक द्राव)

ओ.आर.एस. द्राव तयार करण्याची कृती

स्वच्छ भांड्यात 1 लीटर पाणी घेऊन उकळा आणि त्याला थंड करा.

थंड पाण्यात 1 पॅकेट पूर्ण ओ.आर.एस. टाका.

त्याला चांगल्याप्रकारे एकत्रित करा.

हा द्राव मुलांना पाजा.

ओ.आर.एस. द्रावाचे प्रमाण वय आणि अतिसाराच्या गंभीरतेनुसार द्या.

मुले : 1 ते 2 लीटर द्राव 24 तासांच्या आत पाजा.
 तरुण : 2 ते 4 लीटर द्राव 24 तासांच्या आत पाजा.
 हा उपाय अतिसार बरा होईपर्यंत चालू ठेवा.

सूचना :

- बनवलेला द्राव झालून ठेवा व 24 तासांच्या आत त्याचा वापर करा.
- उरलेला द्राव फेकून द्या.

हे पॅकेट स्वच्छा जागी ठेवा.
 मूल्य : 19 रुपये
 उत्पादनाची तारीख : मार्च 2015
 समाप्तीची तारीख : मार्च 2018

FINANCIAL CALCULATIONS: Youth age 14-18

These tasks were administered only to youth who were at subtraction or division level on the ASER arithmetic assessment.

Table 11: % Youth who can do financial calculations, by gender

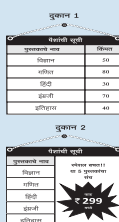
Task	All youth	Male	Female
Managing a budget	69.3	70.8	67.3
Taking a purchase decision	59.1	63.0	54.2
Applying a discount	40.2	51.0	26.8
Calculating repayment	13.3	15.9	10.2

MANAGING A BUDGET



You need to buy 3 different items for Rs 50. Which items can you buy?

TAKING A PURCHASE DECISION



From which shop will you buy all 5 books and for how much?

APPLYING A DISCOUNT



The price of this T-shirt is shown here. It is available at a discount of 10%. How much money would you need to buy this T-shirt?

CALCULATING REPAYMENT

बँकेचे नाव	कर्जावरील व्याज दर
सस्ती बँक	11% दर साल
लेना बँक	12% दर साल
सखी बँक	13% दर साल

कर्जाची रक्कम = 20,000 रुपये

Which bank to take a loan from? How much to repay at the end of one year for a loan of Rs. 20,000?

MAP AND GENERAL KNOWLEDGE: Youth age 14-18

Table 12: % Youth who can do map and general knowledge tasks, by gender

Task	All youth	Male	Female
Recognizing the map of India	90.8	92.2	89.0
Naming India's capital	57.3	61.9	51.6
Naming their own state	78.1	79.8	75.8
Identifying their own state on a map	46.1	51.8	38.9

A map of India was shown to all youth and they were asked the following questions:

- "This is a map of which country?"
- "What is the name of the capital of the country?"
- "Which state do you live in?"
- "Can you point to your state on the map?"

