

ABOUT ASER 2017 'Beyond Basics'

Since 2005, ASER has highlighted the fact that although almost all children are enrolled in school, many are not acquiring foundational skills like reading and basic arithmetic that can help them progress in school and in life.

In 2017, ASER focuses on an older age group, youth who are 14 to 18 years old and have moved just beyond the elementary school age. The report looks 'beyond basics' and explores a wider set of domains beyond foundational reading and arithmetic.

The survey was conducted with 1,078 youth in 889 households in 60 villages.

State indicators

- Total population: 41,974,218
- % Rural population: 83.3%
- % Urban population: 16.7%
- Literacy rate: 72.9%

District indicators

- District population as % of state: 5.4%
- % Rural population: 51.8%
- % Urban population: 48.2%
- Literacy rate: 86.9%

Source: Census 2011



ACTIVITY

ENROLLMENT: Youth age 14-18

Table 1: Distribution of youth by age and enrollment status (%)

Age	Enrolled in Std XII or below	UG* or other	Not enrolled	Total
14-18 All youth	73.9	10.7	15.4	100
14-18 Male	78.9	9.5	11.7	100
14-18 Female	70.0	11.6	18.4	100
14-16 All youth	91.3	1.1	7.7	100
14-16 Male	93.1	0.6	6.3	100
14-16 Female	89.7	1.5	8.8	100
17-18 All youth	40.5	29.1	30.4	100
17-18 Male	47.1	29.4	23.6	100
17-18 Female	36.1	29.0	35.0	100

*UG= Undergraduate

Table 2: % Youth by enrollment status, years of schooling completed and gender

Enrollment status	Years of schooling completed	All youth	Male	Female
Enrolled in school or college	8 or more years	77.1	81.4	73.5
	Less than 8 years	7.7	7.2	8.0
Not enrolled	8 or more years	13.9	10.3	16.7
	Less than 8 years	1.4	1.1	1.7
Total		100	100	100

VOCATIONAL TRAINING AND OTHER COURSES: Youth age 14-18

Questions about vocational training and work were asked to all youth, regardless of enrollment status.

Table 3: % Youth taking vocational training or other courses, by age

Age	Taking vocational training or other courses	Not taking vocational training or other courses	Total
14-16	2.0	98.0	100
17-18	11.0	89.0	100
All youth	5.1	94.9	100

WORK INFORMATION: Youth age 14-18

Table 4: % Youth who worked for 15 or more days in the last month, excluding household work, by age

Age	Worked for 15 or more days in the last month	Did not work for 15 or more days in the last month	Total
14-16	23.3	76.7	100
17-18	30.5	69.5	100
All youth	25.7	74.3	100

AWARENESS

Table 5: Digital use by youth age 14-18, by gender (% youth)

	Frequency of usage	All youth	Male	Female
Mobile	Last week	65.0	70.1	61.0
	Never	26.4	21.8	30.0
Internet	Last week	28.7	42.6	17.4
	Never	65.8	51.8	77.2
Computer	Last week	31.8	34.8	29.4
	Never	57.9	55.5	59.8

Table 6: Financial participation of youth age 14-18, by gender (% youth)

	All youth	Male	Female
Have their own bank account	88.4	85.6	90.5
Have deposited/withdrawn money	60.6	62.9	58.9
Have used an ATM	19.4	24.7	15.1
Have used internet banking	7.8	13.2	3.5

BASIC ASER READING, ARITHMETIC AND ENGLISH: Youth age 14-18

Table 7: Youth at different learning levels, by gender. % Youth who can at least do the following tasks:

Basic ASER level	All youth	Male	Female
Read a Std II level text	85.5	82.7	87.6
Do a division problem	43.5	45.0	42.2
Read English sentences	68.9	71.2	67.2

ASER TOOL

Std II level text	Division	English sentences
<p>କୁନା ଓ ମୁନା ଦୁଇ ମିତ । ଦୁଇ ମିତ ମିଳିମିଶି ସବୁ କାମ କରନ୍ତି । ଦିନେ ଦୁଇ ଜଣ ମିଶି ଯାତରା ଦେଖିବାକୁ ଗଲେ । ଯାତରାରେ ବହୁତ ଭିଡ଼ ହୋଇଥିଲା । ବୁଲୁ ବୁଲୁ ସେମାନେ ଅଲଗା ହୋଇଗଲେ । ଦୁଇ ଜଣ ଯାକ କ'ଣ କରିବେ କିଛି ଭାବି ପାରିଲେ ନାହିଁ । କୁନା ଯାଇ ଯୋଲିସରେ ଖବର ଦେଲା । ଯୋଲିସ ମୁନାକୁ ମାଇକରେ ଡାକିଲା । ମୁନା ଯୋଲିସ ଡାକ ଶୁଣି ମାଇକ ପାଖକୁ ଆସିଲା । ଦୁଇ ମିତ ଏକାଠି ହେଲେ ଓ ଖୁସିରେ ଘରକୁ ଫେରିଲେ ।</p>	<p>୪୫୯୧</p> <p>୭୮୭୯</p> <p>୬୭୫୯</p> <p>୮୯୮୭</p>	<p>What is the <u>time</u>?</p> <p>This is a <u>large house</u>.</p> <p>I <u>like to read</u>.</p> <p>She has <u>many books</u>.</p>

DAILY TASKS: Youth age 14-18

Table 8: % Youth who can do daily tasks, by gender

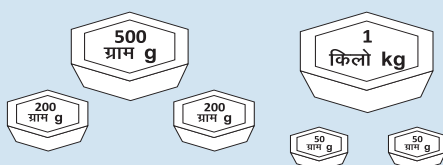
Task	All youth	Male	Female
Counting money	76.1	79.2	73.6
Adding weights	56.7	65.7	49.7
Telling time (hour)	90.3	93.2	88.0
Telling time (hour and minutes)	74.1	79.6	69.8

COUNTING MONEY




What is the total amount of money shown in this picture?

ADDING WEIGHTS



What is the total weight shown in this picture? Add and give the answer in kilograms.

TELLING TIME



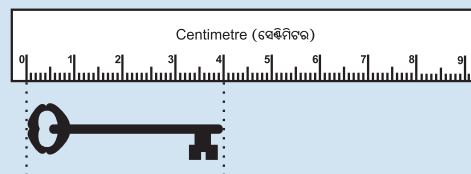
What is the time shown on these clocks?

COMMON CALCULATIONS: Youth age 14-18

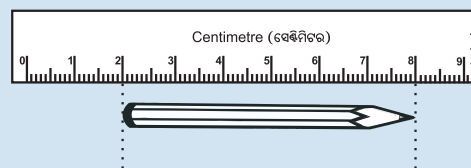
Table 9: % Youth who can do common calculations, by gender

Task	All youth	Male	Female
Measuring length (easy)	89.2	92.2	86.8
Measuring length (hard)	46.8	56.8	38.9
Applying unitary method	51.6	60.5	44.5
Calculating time	40.2	41.8	39.0

MEASURING LENGTH



What is the length of the key? (easy)




What is the length of the pencil? (hard)

APPLYING UNITARY METHOD



If 3 chlorine tablets are needed to purify 15 litres of water, how many chlorine tablets are needed to purify 35 litres of water?

CALCULATING TIME



How many hours did this girl sleep?

READING AND UNDERSTANDING WRITTEN INSTRUCTIONS: Youth age 14-18

Table 10: % Youth who can read and understand written instructions, by gender

	All youth	Male	Female
Can read and understand at least 3 out of 4 instructions	53.5	57.6	50.2
Cannot read and understand even 3 out of 4 instructions	46.5	42.4	49.8
Total	100	100	100

After reading, youth were asked the following 4 questions:

- How many packets of O.R.S. should be added to 2 litres of water?
- Within how many hours should the prepared solution of O.R.S. be consumed?
- How many litres of O.R.S. can be given to a 21-year old within a span of 24 hours?
- Based on the information given, can this packet of O.R.S. be consumed in December 2018?

All youth were asked to read the instructions given on the O.R.S. packet shown below:

ଓ.ଆର.ଏସ୍

(ଜୀବନ ରକ୍ଷକ ମିଶ୍ରଣ)

ଓ.ଆର.ଏସ୍ ମିଶ୍ରଣ ପ୍ରସ୍ତୁତ କରିବାର ଉପାୟ

ଏକ ଉପା ବାସନରେ ୧ ଲିଟର ପାଣି ଭରଣ କରନ୍ତୁ ଓ ଥଣ୍ଡା ହେବାକୁ ଦିଅନ୍ତୁ।

ଥଣ୍ଡା ପାଣିରେ ୧ ପୁରା ଫାମ୍ପକେଟ୍ ଓ.ଆର.ଏସ୍ ମିଶ୍ରଣ ପିଅନ୍ତୁ।

ସମୂର୍ଣ୍ଣ ମିଶ୍ରଣବାକୁ ଦିଅନ୍ତୁ।

ଏହି ପାଣିକୁ ପିଇାକୁ ଦିଅନ୍ତୁ।

ନିର୍ଜଳାବରଣର କଟୋରତା ଓ.ଆର.ଏସ୍ ପରିମାଣ ଦିଅନ୍ତୁ।

ଶିଶୁ : ୨୪ ଘଣ୍ଟା ମଧ୍ୟରେ ୧-୨ ଲିଟରର ମିଶ୍ରଣ ପିଆନ୍ତୁ।

ବଡ଼ ପିଲା : ୨୪ ଘଣ୍ଟା ମଧ୍ୟରେ ୨-୪ ଲିଟର ମିଶ୍ରଣ ପିଆନ୍ତୁ।

ନିର୍ଜଳାବରଣ ହେଲିବା ପାଇଁ ଏହାକୁ ଲାଗୁ ରଖନ୍ତୁ।

ଧାନ ଦିଅନ୍ତୁ :

- ପ୍ରସ୍ତୁତ ମିଶ୍ରଣ ୨୪ ଘଣ୍ଟା ମଧ୍ୟରେ ବ୍ୟବହାର କରନ୍ତୁ।
- ବଳବା ମିଶ୍ରଣ ଯୋଗାଡ଼ି ଦିଅନ୍ତୁ।

ପ୍ୟାକେଟ୍ ଥଣ୍ଡା ଓ ବୁଝିଲା ସ୍ଥାନରେ ଭଣିବା ଚର୍ଚିତ।

ମୂଲ୍ୟ : ୧୧ ଟଙ୍କା

ପ୍ରସ୍ତୁତ କରିବାର ତାରିଖ : ମାର୍ଚ୍ଚ ୨୦୧୫

ଜ୍ଞାନ ହେବାର ତାରିଖ : ମାର୍ଚ୍ଚ ୨୦୧୮

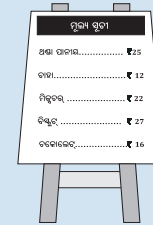
FINANCIAL CALCULATIONS: Youth age 14-18

These tasks were administered only to youth who were at subtraction or division level on the ASER arithmetic assessment.

Table 11: % Youth who can do financial calculations, by gender

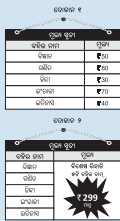
Task	All youth	Male	Female
Managing a budget	65.3	68.7	62.5
Taking a purchase decision	62.0	67.5	57.5
Applying a discount	37.3	45.1	30.9
Calculating repayment	13.0	16.1	10.5

MANAGING A BUDGET



You need to buy 3 different items for Rs 50. Which items can you buy?

TAKING A PURCHASE DECISION



From which shop will you buy all 5 books and for how much?

APPLYING A DISCOUNT



The price of this T-shirt is shown here. It is available at a discount of 10%. How much money would you need to buy this T-shirt?

CALCULATING REPAYMENT

ବ୍ୟାଙ୍କର ନାମ	ବାର୍ଷିକ ପ୍ରତ୍ୟକ୍ଷ ହାର
ଇଣ୍ଡିଆ ବ୍ୟାଙ୍କ	11% ପ୍ରତି ବର୍ଷ
ସିଏନ ବ୍ୟାଙ୍କ	12% ପ୍ରତି ବର୍ଷ
ଭାଣ୍ଡି ବ୍ୟାଙ୍କ	13% ପ୍ରତି ବର୍ଷ

କିଛି ଚରିତ୍ରଣ = 20,000 ଟଙ୍କା

Which bank to take a loan from? How much to repay at the end of one year for a loan of Rs. 20,000?

MAP AND GENERAL KNOWLEDGE: Youth age 14-18

Table 12: % Youth who can do map and general knowledge tasks, by gender

Task	All youth	Male	Female
Recognizing the map of India	86.5	89.8	83.8
Naming India's capital	63.7	67.8	60.4
Naming their own state	82.0	84.9	79.7
Identifying their own state on a map	45.8	51.4	41.3

A map of India was shown to all youth and they were asked the following questions:

- "This is a map of which country?"
- "What is the name of the capital of the country?"
- "Which state do you live in?"
- "Can you point to your state on the map?"

