

ABOUT ASER 2017 'Beyond Basics'

Since 2005, ASER has highlighted the fact that although almost all children are enrolled in school, many are not acquiring foundational skills like reading and basic arithmetic that can help them progress in school and in life.

In 2017, ASER focuses on an older age group, youth who are 14 to 18 years old and have moved just beyond the elementary school age. The report looks 'beyond basics' and explores a wider set of domains beyond foundational reading and arithmetic.

The survey was conducted with 1,142 youth in 953 households in 60 villages.

State indicators

- Total population: 27,743,338
- % Rural population: 62.5%
- % Urban population: 37.5%
- Literacy rate: 75.8%

District indicators

- District population as % of state: 5%
- % Rural population: 64%
- % Urban population: 36%
- Literacy rate: 68.3%

Source: Census 2011



ACTIVITY

ENROLLMENT: Youth age 14-18

Table 1: Distribution of youth by age and enrollment status (%)

Age	Enrolled in Std XII or below	UG* or other	Not enrolled	Total
14-18 All youth	81.6	7.3	11.2	100
14-18 Male	83.2	6.0	10.9	100
14-18 Female	79.7	8.8	11.5	100
14-16 All youth	94.2	0.5	5.4	100
14-16 Male	94.3	0.6	5.1	100
14-16 Female	94.1	0.3	5.7	100
17-18 All youth	63.9	16.9	19.3	100
17-18 Male	69.8	12.4	17.9	100
17-18 Female	55.7	23.1	21.2	100

*UG= Undergraduate

Table 2: % Youth by enrollment status, years of schooling completed and gender

Enrollment status	Years of schooling completed	All youth	Male	Female
Enrolled in school or college	8 or more years	78.9	78.7	79.2
	Less than 8 years	10.2	10.8	9.4
Not enrolled	8 or more years	8.8	7.9	10.0
	Less than 8 years	2.1	2.7	1.5
Total		100	100	100

VOCATIONAL TRAINING AND OTHER COURSES: Youth age 14-18

Questions about vocational training and work were asked to all youth, regardless of enrollment status.

Table 3: % Youth taking vocational training or other courses, by age

Age	Taking vocational training or other courses	Not taking vocational training or other courses	Total
14-16	2.6	97.4	100
17-18	8.7	91.3	100
All youth	5.2	94.9	100

WORK INFORMATION: Youth age 14-18

Table 4: % Youth who worked for 15 or more days in the last month, excluding household work, by age

Age	Worked for 15 or more days in the last month	Did not work for 15 or more days in the last month	Total
14-16	42.3	57.7	100
17-18	53.3	46.7	100
All youth	46.9	53.1	100

AWARENESS

Table 5: Digital use by youth age 14-18, by gender (% youth)

	Frequency of usage	All youth	Male	Female
Mobile	Last week	71.7	85.0	57.0
	Never	19.4	8.1	31.8
Internet	Last week	53.0	67.3	37.3
	Never	40.2	26.2	55.5
Computer	Last week	62.5	60.6	64.6
	Never	18.6	17.6	19.7

Table 6: Financial participation of youth age 14-18, by gender (% youth)

	All youth	Male	Female
Have their own bank account	89.6	87.6	91.8
Have deposited/withdrawn money	57.6	63.2	51.5
Have used an ATM	14.0	20.9	6.5
Have used internet banking	6.5	10.1	2.5

BASIC ASER READING, ARITHMETIC AND ENGLISH: Youth age 14-18

Table 7: Youth at different learning levels, by gender. % Youth who can at least do the following tasks:

Basic ASER level	All youth	Male	Female
Read a Std II level text	91.7	89.1	94.5
Do a division problem	58.3	53.4	63.5
Read English sentences	82.5	79.7	85.5

ASER TOOL

Std II level text	Division	English sentences
<p>ਸਾਡੇ ਪਿੰਡ ਵਿੱਚ ਹਰ ਸਾਲ ਬਹੁਤ ਭਾਰੀ ਮੇਲਾ ਲੱਗਦਾ ਹੈ। ਸਾਰੇ ਲੋਕ ਮੇਲਾ ਵੇਖਣ ਜਾਂਦੇ ਹਨ। ਉਸ ਵਿੱਚ ਬਹੁਤ ਹੀ ਭੀੜ ਹੁੰਦੀ ਹੈ। ਸਾਡੇ ਪੰਜਾਬ ਦਾ ਮੁੱਖ ਲੋਕ ਨਾਚ ਗਿੱਧਾ ਤੇ ਭੰਗੜਾ ਹੈ। ਮੇਲੇ ਵਿੱਚ ਗਿੱਧੇ ਅਤੇ ਭੰਗੜੇ ਨੂੰ ਵਧੀਆ ਢੰਗ ਨਾਲ ਦਰਸਾਇਆ ਜਾਂਦਾ ਹੈ। ਜੇ ਮੇਲੇ ਦੀ ਰੋਣਕ ਨੂੰ ਵਧਾਉਂਦੇ ਹਨ। ਸਾਰੇ ਲੋਕ ਸ਼ਾਮ ਤੱਕ ਮੇਲੇ ਦਾ ਆਨੰਦ ਮਾਣਦੇ ਹਨ।</p>	<p>4) 591</p> <p>7) 872</p> <p>6) 759</p> <p>8) 986</p>	<p>What is the <u>time</u>?</p> <p>This is a <u>large house</u>.</p> <p>I <u>like</u> to read.</p> <p>She has <u>many books</u>.</p>

DAILY TASKS: Youth age 14-18

Table 8: % Youth who can do daily tasks, by gender

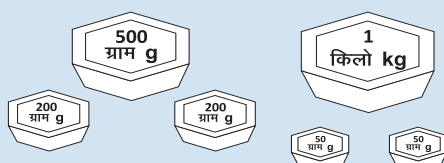
Task	All youth	Male	Female
Counting money	78.1	83.8	71.9
Adding weights	59.7	72.1	46.1
Telling time (hour)	90.7	93.1	88.0
Telling time (hour and minutes)	68.3	70.7	65.7

COUNTING MONEY




What is the total amount of money shown in this picture?

ADDING WEIGHTS



What is the total weight shown in this picture? Add and give the answer in kilograms.

TELLING TIME



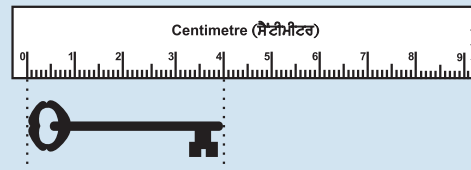
What is the time shown on these clocks?

COMMON CALCULATIONS: Youth age 14-18

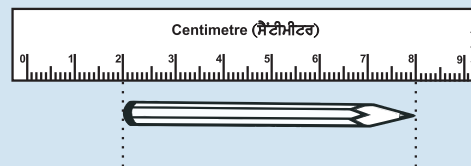
Table 9: % Youth who can do common calculations, by gender

Task	All youth	Male	Female
Measuring length (easy)	94.9	95.9	93.7
Measuring length (hard)	45.4	49.7	40.7
Applying unitary method	57.4	63.6	50.6
Calculating time	41.2	42.7	39.6

MEASURING LENGTH




What is the length of the key? (easy)




What is the length of the pencil? (hard)

APPLYING UNITARY METHOD



If 3 chlorine tablets are needed to purify 15 litres of water, how many chlorine tablets are needed to purify 35 litres of water?

CALCULATING TIME



How many hours did this girl sleep?

READING AND UNDERSTANDING WRITTEN INSTRUCTIONS: Youth age 14-18

Table 10: % Youth who can read and understand written instructions, by gender

	All youth	Male	Female
Can read and understand at least 3 out of 4 instructions	66.9	64.4	69.6
Cannot read and understand even 3 out of 4 instructions	33.1	35.6	30.4
Total	100	100	100

After reading, youth were asked the following 4 questions:

- How many packets of O.R.S. should be added to 2 litres of water?
- Within how many hours should the prepared solution of O.R.S. be consumed?
- How many litres of O.R.S. can be given to a 21-year old within a span of 24 hours?
- Based on the information given, can this packet of O.R.S. be consumed in December 2018?

All youth were asked to read the instructions given on the O.R.S. packet shown below:

ਓ.ਆਰ.ਐੱਸ.
(ਜੀਵਨ ਰੱਖਿਅਕ ਘੋਲ)

ਓ.ਆਰ.ਐੱਸ. ਘੋਲ ਤਿਆਰ ਕਰਨ ਦੀ ਵਿਧੀ

ਸਾਫ਼ ਬਰਤਨ ਵਿੱਚ 1 ਲੀਟਰ ਪਾਣੀ ਉਬਾਲੋ ਅਤੇ ਉਸਨੂੰ ਠੰਢਾ ਕਰ ਲਵੋ।

ਠੰਢੇ ਪਾਣੀ ਵਿੱਚ 1 ਪੈਕਟ ਪੂਰਾ ਓ.ਆਰ.ਐੱਸ. ਪਾ ਦਿਓ।

ਇਸ ਨੂੰ ਚੰਗੀ ਤਰ੍ਹਾਂ ਮਿਲਾ ਲਵੋ।

ਇਹ ਘੋਲ ਬੱਚੇ ਨੂੰ ਮਿਲਾਓ।

ਓ.ਆਰ.ਐੱਸ. ਦੇ ਘੋਲ ਦੀ ਮਾਤਰਾ ਉਮਰ ਅਤੇ ਦਸਤ ਦੀ ਗੰਭੀਰਤਾ ਨੂੰ ਦੇਖਦੇ ਹੋਏ ਦਿਓ।

ਬੱਚੇ: 1 ਤੋਂ 2 ਲੀਟਰ ਘੋਲ ਨੂੰ 24 ਘੰਟੇ ਦੇ ਅੰਦਰ ਮਿਲਾਓ।
ਬਾਲਕ: 2 ਤੋਂ 4 ਲੀਟਰ ਘੋਲ ਨੂੰ 24 ਘੰਟੇ ਦੇ ਅੰਦਰ ਮਿਲਾਓ।
ਇਸ ਇਲਾਜ ਨੂੰ ਦਸਤ ਠੀਕ ਹੋਣ ਤੱਕ ਜਾਰੀ ਰੱਖੋ।

ਦਿਸ਼ਾਨਾ ਦਿਓ:
 ਬਣਿਆ ਹੋਇਆ ਘੋਲ ਵੱਛ ਕੇ ਰੱਖੋ ਅਤੇ 24 ਘੰਟੇ ਦੇ ਅੰਦਰ ਹੀ ਇਸਤੇਮਾਲ ਕਰੋ।
 ਬਣਿਆ ਹੋਇਆ ਘੋਲ ਸੁੱਟ ਦਿਓ।

ਇਸ ਪੈਕਟ ਨੂੰ ਸੁੱਕੀ ਜਗ੍ਹਾ 'ਤੇ ਹੀ ਰੱਖੋ।
 ਮੁੱਲ: 19 ਰੁਪਏ
 ਉਤਪਾਦਨ ਦੀ ਮਿਤੀ: ਮਾਰਚ 2015
 ਸਮਾਪਤੀ ਦੀ ਮਿਤੀ: ਮਾਰਚ 2018

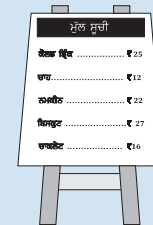
FINANCIAL CALCULATIONS: Youth age 14-18

These tasks were administered only to youth who were at subtraction or division level on the ASER arithmetic assessment.

Table 11: % Youth who can do financial calculations, by gender

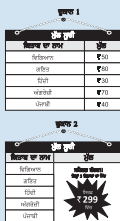
Task	All youth	Male	Female
Managing a budget	57.5	57.8	57.1
Taking a purchase decision	70.5	74.4	66.5
Applying a discount	31.7	44.5	18.7
Calculating repayment	7.2	10.1	4.3

MANAGING A BUDGET



You need to buy 3 different items for Rs 50. Which items can you buy?

TAKING A PURCHASE DECISION



From which shop will you buy all 5 books and for how much?

APPLYING A DISCOUNT



The price of this T-shirt is shown here. It is available at a discount of 10%. How much money would you need to buy this T-shirt?

CALCULATING REPAYMENT

ਬੈਂਕ ਦਾ ਨਾਮ	ਲੋਨ (ਕਰਮ) 'ਤੇ ਵਿਆਜ ਦਰ
ਲਕਸ਼ਮੀ ਬੈਂਕ	11% ਪ੍ਰਤਿ ਸਾਲ
ਸੇਵਾ ਬੈਂਕ	12% ਪ੍ਰਤਿ ਸਾਲ
ਚਾਰਜੀ ਬੈਂਕ	13% ਪ੍ਰਤਿ ਸਾਲ

ਲੋਨ ਦੀ ਕਰਮ = 20,000 ਰੁਪਏ

Which bank to take a loan from? How much to repay at the end of one year for a loan of Rs. 20,000?

MAP AND GENERAL KNOWLEDGE: Youth age 14-18

Table 12: % Youth who can do map and general knowledge tasks, by gender

Task	All youth	Male	Female
Recognizing the map of India	90.3	90.9	89.6
Naming India's capital	68.5	70.3	66.6
Naming their own state	84.9	85.9	83.9
Identifying their own state on a map	44.7	50.2	38.5

A map of India was shown to all youth and they were asked the following questions:

- "This is a map of which country?"
- "What is the name of the capital of the country?"
- "Which state do you live in?"
- "Can you point to your state on the map?"

