

### ABOUT ASER 2017 'Beyond Basics'

Since 2005, ASER has highlighted the fact that although almost all children are enrolled in school, many are not acquiring foundational skills like reading and basic arithmetic that can help them progress in school and in life.

In 2017, ASER focuses on an older age group, youth who are 14 to 18 years old and have moved just beyond the elementary school age. The report looks 'beyond basics' and explores a wider set of domains beyond foundational reading and arithmetic.

The survey was conducted with 1,071 youth in 920 households in 60 villages.

#### State indicators

- Total population: 68,548,437
- % Rural population: 75.1%
- % Urban population: 24.9%
- Literacy rate: 66.1%

#### District indicators

- District population as % of state: 4.5%
- % Rural population: 80.2%
- % Urban population: 19.8%
- Literacy rate: 61.8%

Source: Census 2011



### ACTIVITY

#### ENROLLMENT: Youth age 14-18

**Table 1:** Distribution of youth by age and enrollment status (%)

Age	Enrolled in Std XII or below	UG* or other	Not enrolled	Total
14-18 All youth	73.5	3.8	22.7	100
14-18 Male	79.0	3.5	17.5	100
14-18 Female	67.9	4.2	28.0	100
14-16 All youth	86.1	0.3	13.6	100
14-16 Male	89.4	0.0	10.6	100
14-16 Female	82.9	0.5	16.6	100
17-18 All youth	55.8	8.8	35.4	100
17-18 Male	65.1	8.2	26.8	100
17-18 Female	46.0	9.5	44.6	100

\*UG= Undergraduate

**Table 2:** % Youth by enrollment status, years of schooling completed and gender

Enrollment status	Years of schooling completed	All youth	Male	Female
Enrolled in school or college	8 or more years	57.6	61.6	53.5
	Less than 8 years	20.0	21.5	18.5
Not enrolled	8 or more years	11.2	7.7	14.7
	Less than 8 years	11.2	9.2	13.3
<b>Total</b>		100	100	100

#### VOCATIONAL TRAINING AND OTHER COURSES: Youth age 14-18

Questions about vocational training and work were asked to all youth, regardless of enrollment status.

**Table 3:** % Youth taking vocational training or other courses, by age

Age	Taking vocational training or other courses	Not taking vocational training or other courses	Total
14-16	2.6	97.4	100
17-18	4.1	95.9	100
All youth	3.2	96.8	100

#### WORK INFORMATION: Youth age 14-18

**Table 4:** % Youth who worked for 15 or more days in the last month, excluding household work, by age

Age	Worked for 15 or more days in the last month	Did not work for 15 or more days in the last month	Total
14-16	62.5	37.5	100
17-18	66.7	33.3	100
All youth	64.3	35.7	100

### AWARENESS

**Table 5:** Digital use by youth age 14-18, by gender (% youth)

	Frequency of usage	All youth	Male	Female
Mobile	Last week	65.8	77.2	54.3
	Never	23.1	15.4	30.9
Internet	Last week	19.1	30.0	7.9
	Never	71.8	61.3	82.5
Computer	Last week	14.2	16.3	12.0
	Never	72.2	70.6	73.8

**Table 6:** Financial participation of youth age 14-18, by gender (% youth)

	All youth	Male	Female
Have their own bank account	68.7	70.6	66.8
Have deposited/withdrawn money	44.4	48.0	40.8
Have used an ATM	10.2	14.5	5.9
Have used internet banking	3.0	4.5	1.5

### BASIC ASER READING, ARITHMETIC AND ENGLISH: Youth age 14-18

**Table 7:** Youth at different learning levels, by gender. % Youth who can at least do the following tasks:

Basic ASER level	All youth	Male	Female
Read a Std II level text	71.0	69.3	72.7
Do a division problem	35.3	40.2	30.4
Read English sentences	38.0	39.7	36.3

#### ASER TOOL

##### Std II level text

தேவி ஒரு அழகான நாய் குட்டியை தெருவில் பார்த்தாள். அதற்கு ராமு என்று பெயர் வைத்தாள். அதை விட்டிற்குக் கொண்டு வந்தாள். ராமுவை மறைத்து வைத்தாள். அம்மா தேவிக்கு குழக்க பால் கொடுத்தார். அதை அவள் ராமுவைக்குக் கொடுத்தாள். பாலைக் குடித்து விட்டு ராமு குரைக்க ஆரம்பித்தது. அதைக் கேட்ட அம்மா அறைக்குள் சென்றார். ராமுவைப் பார்த்தவுடன் அம்மாவிற்கு கோபம் வந்தது. ஆனால் ராமு அம்மாவின் காலை சுற்றி வந்தது. அம்மாவின் கோபம் தணிந்தது. அம்மாவிற்கும் ராமுவை பிடித்துப் போனது.

##### Division

$$\begin{array}{r} 4 \overline{) 591} \\ \underline{40} \phantom{0} \\ 191 \\ \underline{160} \phantom{0} \\ 310 \\ \underline{280} \phantom{0} \\ 300 \\ \underline{280} \phantom{0} \\ 200 \\ \underline{200} \phantom{0} \\ 0 \end{array}$$

$$\begin{array}{r} 7 \overline{) 872} \\ \underline{56} \phantom{0} \\ 312 \\ \underline{245} \phantom{0} \\ 670 \\ \underline{630} \phantom{0} \\ 400 \\ \underline{350} \phantom{0} \\ 500 \\ \underline{490} \phantom{0} \\ 100 \\ \underline{100} \phantom{0} \\ 0 \end{array}$$

$$\begin{array}{r} 6 \overline{) 759} \\ \underline{36} \phantom{0} \\ 399 \\ \underline{360} \phantom{0} \\ 390 \\ \underline{360} \phantom{0} \\ 300 \\ \underline{300} \phantom{0} \\ 0 \end{array}$$

$$\begin{array}{r} 8 \overline{) 986} \\ \underline{64} \phantom{0} \\ 346 \\ \underline{272} \phantom{0} \\ 740 \\ \underline{704} \phantom{0} \\ 360 \\ \underline{360} \phantom{0} \\ 0 \end{array}$$

##### English sentences

**What is the time?**

**This is a large house.**

**I like to read.**

**She has many books.**

### DAILY TASKS: Youth age 14-18

**Table 8:** % Youth who can do daily tasks, by gender

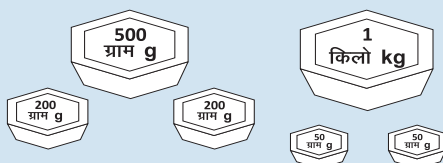
Task	All youth	Male	Female
Counting money	65.0	69.3	60.6
Adding weights	49.8	60.0	39.5
Telling time (hour)	83.1	86.6	79.7
Telling time (hour and minutes)	48.6	52.8	44.4

#### COUNTING MONEY




What is the total amount of money shown in this picture?

#### ADDING WEIGHTS



What is the total weight shown in this picture? Add and give the answer in kilograms.

#### TELLING TIME



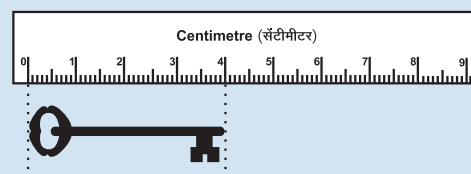
What is the time shown on these clocks?

### COMMON CALCULATIONS: Youth age 14-18

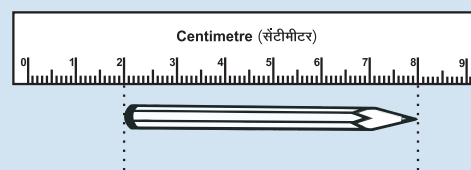
**Table 9:** % Youth who can do common calculations, by gender

Task	All youth	Male	Female
Measuring length (easy)	78.6	83.1	74.1
Measuring length (hard)	34.7	40.0	29.4
Applying unitary method	43.3	51.2	35.3
Calculating time	32.6	37.2	27.8

### MEASURING LENGTH



What is the length of the key? (easy)



What is the length of the pencil? (hard)

### APPLYING UNITARY METHOD



If 3 chlorine tablets are needed to purify 15 litres of water, how many chlorine tablets are needed to purify 35 litres of water?

### CALCULATING TIME



How many hours did this girl sleep?

### READING AND UNDERSTANDING WRITTEN INSTRUCTIONS: Youth age 14-18

**Table 10:** % Youth who can read and understand written instructions, by gender

	All youth	Male	Female
Can read and understand at least 3 out of 4 instructions	38.0	43.0	33.0
Cannot read and understand even 3 out of 4 instructions	62.0	57.0	67.1
Total	100	100	100

After reading, youth were asked the following 4 questions:

- How many packets of O.R.S. should be added to 2 litres of water?
- Within how many hours should the prepared solution of O.R.S. be consumed?
- How many litres of O.R.S. can be given to a 21-year old within a span of 24 hours?
- Based on the information given, can this packet of O.R.S. be consumed in December 2018?

All youth were asked to read the instructions given on the O.R.S. packet shown below:

## ओ.आर.एस.

(जीवन रक्षक घोल)

**ओ.आर.एस. घोल तैयार करने की विधि**

साफ बर्तन में 1 लीटर पानी उबालें और उसे ठंडा कर लें।

ठंडे पानी में 1 पैकेट पूरा ओ.आर.एस. डाल दें।

इसे अच्छी तरह मिला लें।

यह घोल बच्चे को पिलाएँ।

ओ.आर.एस. के घोल की मात्रा उम्र और दस्त की गंभीरता को देखते हुए दें।  
 बच्चे : 1 से 2 लीटर घोल को 24 घंटे के अन्दर पिलाएँ।  
 युवा : 2 से 4 लीटर घोल को 24 घंटे के अन्दर पिलाएँ।  
**इस इलाज को दस्त ठीक होने तक जारी रखें।**

**सबेद:**

- बना हुआ घोल दुककर रखें एवं 24 घंटे के अन्दर ही इस्तेमाल करें।
- बचा हुआ घोल फेंक दें।

इस पैकेट को सूखी जगह में ही रखें।  
 मूल्य : 19 रुपये  
 उत्पादन की तारीख : मार्च 2015  
 समाप्ति की तारीख : मार्च 2018


### FINANCIAL CALCULATIONS: Youth age 14-18

These tasks were administered only to youth who were at subtraction or division level on the ASER arithmetic assessment.

**Table 11:** % Youth who can do financial calculations, by gender


Task	All youth	Male	Female
Managing a budget	50.1	56.1	42.7
Taking a purchase decision	55.0	59.1	49.9
Applying a discount	26.0	34.5	15.5
Calculating repayment	11.4	14.7	7.3

#### MANAGING A BUDGET



You need to buy 3 different items for Rs 50. Which items can you buy?

#### TAKING A PURCHASE DECISION



From which shop will you buy all 5 books and for how much?

#### APPLYING A DISCOUNT



The price of this T-shirt is shown here. It is available at a discount of 10%. How much money would you need to buy this T-shirt?

#### CALCULATING REPAYMENT

बैंक का नाम	लोन (रकम) पर ब्याज दर
लक्ष्मी बैंक	11% प्रतिवर्ष
लेना बैंक	12% प्रतिवर्ष
राशि बैंक	13% प्रतिवर्ष

लोन की रकम = 20,000 रुपये

Which bank to take a loan from? How much to repay at the end of one year for a loan of Rs. 20,000?

### MAP AND GENERAL KNOWLEDGE: Youth age 14-18

**Table 12:** % Youth who can do map and general knowledge tasks, by gender

Task	All youth	Male	Female
Recognizing the map of India	81.5	86.4	76.4
Naming India's capital	68.6	74.0	63.2
Naming their own state	78.6	84.5	72.7
Identifying their own state on a map	48.9	55.7	42.1

A map of India was shown to all youth and they were asked the following questions:

- "This is a map of which country?"
- "What is the name of the capital of the country?"
- "Which state do you live in?"
- "Can you point to your state on the map?"

